







**INFORMATION NOTICE**

**VinZent**

<p><b>CE MARKING EXPLANATION</b></p>	<p>The  Marking on your protector for forestry work means that it has been submitted to the EU-Type Approval Certification process in accordance with the essential Health &amp; Safety requirements set forth in Annex II of the <b>Regulation (EU) 2016/425</b> and has been granted a <b>2<sup>nd</sup> CAT. PPE</b> = Personal Protective Equipment against medium risks.</p> <p>The performances of this PPE have been verified by RICOTEST Notified Body nr. <b>0498</b> (Via Tione 9, 37010 Pastrengo - Verona - Italy) on the basis of an internal testing protocol partially based on different parts of the following Standard ISO 13688:2013 and EN 1621-2:2014.</p> <p>ALL INFORMATION about the EU-CERTIFICATE is given in the <b>DECLARATION of CONFORMITY</b> which you find attached.</p>	
	<p>The "CE" means that the product satisfies Essential Health and Safety Requirements of the <b>Regulation (EU) 2016/425</b>, Annex II</p>	
 <p><b>BaSt-Ing</b></p>	<p>LOGO/NAME of the Manufacturer:</p> <p><b>BaSt-Ing GmbH</b>  Weipertshausen 13  82541 Münsing, GERMANY  Tel: + 49 1794337956  Website: <a href="https://bast-ing.de/">https://bast-ing.de/</a>  Email: info@bast-ing.de</p>	
<p><b>VinZent</b></p>	<p>Article name</p>	
	<p>Please read the Information Notice carefully.</p>	
<p><b>Made in xxxx</b></p>	<p>Country of manufacturing</p>	
<p><b>BATCH N. xxxxx</b></p> <p><b>MANUFACTURED: MONTH/YEAR</b></p>	<p>In addition to the Markings described above, the year and the month of manufacture will also be indicated.</p> <p>(Some additional coded information, which BaSt-Ing GmbH uses to track the product, may also appear...)</p>	
<p><b>MATERIALS AND MANUFACTURING</b></p>	<p>All materials used, as well as the applied processing techniques, have been chosen to meet the requirements expressed by the European technical standards in terms of safety, ergonomics, comfort, solidity and innocuousness.</p>	
<p><b>USE for which the protector is intended</b></p>	<p>Personal Protective Equipment, Category 2, for forest workers.</p> <p>VinZent protective function, when used and worn correctly, is to provide head and back coverage for the protection of lumberjacks when cutting trees/branches.</p> <p>The protective device described in this Information Notice is strictly limited to forestry work use.</p> <p>It is strongly recommended to use VinZent together with a forestry helmet certified EN 397 and other P.P.E. intended to protect other parts of the body.</p>	

<p><b>HAZARDS against which some protection is given</b></p>	<p>VinZent has been developed to provide some amount of protection against minor injuries caused by blunt impacts during forestry activities, such as falling branches when cutting down trees.</p> <p>VinZent offers protection in the back area, from the upper half of the hip up to the top of the head. The protection area is shown in Picture 1 and 2.</p> <p>VinZent provides limited protection up to impact values of perpendicular impacts with an energy of 50 Joule.</p>
<p><b>HAZARDS against which protection is NOT given</b></p>	<p>- This protector cannot prevent traumas caused by high energy impacts nor it can prevent injuries resulting from bending, twisting, flexion, torsions, extreme movements or crushing.</p>
<p><b>WARNINGS and USE LIMITATIONS</b></p>	<ul style="list-style-type: none"> <li>- <b>NO PROTECTOR CAN GUARANTEE A TOTAL PROTECTION from all possible impacts</b></li> <li>- <b>NO BACK protector CAN PREVENT SPINAL INJURIES</b></li> <li>- Always follow the specific use instructions for VinZent protector;</li> <li>- Do not use this protective device for other uses, improper handling may seriously reduce the protection provided;</li> <li>- This device provides limited protection in some specific areas as shown in the chapter entitled "Area of Protection";</li> <li>- For the temperature of use, it is recommended that the protector is not exposed to high or low temperatures: do not use VinZent protector at temperatures below -5° C or above ambient conditions (+ 23° C); Climatic variations such a temperature increasing can dramatically reduce the protection offered by the device.</li> </ul>
<p><b>LIABILITY</b></p>	<p>The Retailer and the Manufacturer deny any liability in respect of any personal injury or any other claims arising from the improper use of this product, including unauthorized User modifications.</p>
<p><b>CHECK PRIOR USE</b></p>	<p>Before using this protector, inspect it for signs of wear and/or damage. In case of visible damages like crack or rips, it should be immediately replaced.</p> <p>The protector works properly only when in good conditions and correctly positioned: the protective features remain as long as the protector keeps its original characteristics; Therefore, it is important that no modifications or repairs are made: do not tamper with your protector.</p> <p>The efficiency and sealing of the fastening system must also be verified.</p>
<p><b>PERFORMANCES</b></p>	<p>To verify the effects of impact force transmission, laboratory tests have been performed on VinZent according to analogous methods of the EN 1621-2:2014 (<b>Kerbstone</b>: impact testing at 50 J at standard ambient conditions) and the DIN 53512:2000 (<b>Pendulum rebound test</b>: impact testing at 25 J). VinZent was also tested according to RICOTEST's internal method (<b>Wood metal impactor</b>: impact testing at 600 J at standard ambient conditions).</p>

<p><b>CARE, MAINTENANCE, STORAGE</b></p>	<ul style="list-style-type: none"> <li>- Remove dirt with a damp cloth and/or wipe it clean with a mild detergent.</li> <li>- Do not use solvents or other aggressive chemical substances to clean the protector.</li> <li>- Do not paint the protector.</li> <li>- Do not leave exposed to direct sunlight.</li> <li>- Do not leave exposed to high or low temperatures.</li> <li>- Never tamper with the device in any of its parts.</li> <li>- Do not bend or twist the device during use, storage or transport, as such actions constitute an improper use for which the article was not designed; This may cause, in fact, the loss of the protecting characteristics or breakage.</li> <li>- When not in use, the protector must be stored in a dry and ventilated place.</li> <li>- Do not place heavy objects on the top of the protector.</li> <li>- After use leave dry it in a ventilated place, at room temperature; do not use dryer or other heating means.</li> </ul> <p>When in doubt about the protector's efficiency, it should be returned to point of sale for professional inspection. If the protector is damaged, or if there is any doubt about its condition it should be replaced.</p> <p>Complaints or replacement requests for which it has been established improper use, will not be accepted.</p>
<p><b>FIT &amp; ERGONOMICS</b></p>	<p>VinZent protector should be placed symmetrically in the centre of the back. Do always close the waist belt as well as the chest belt of the VinZent. Even though the User is wearing a certified forestry helmet, if VinZent is positioned correctly the head can be moved in that way that a vertical looking is possible without contact of the helmet to the Vincent.</p> <p>The length of VinZent should be adjusted in such a way that the protector covers the upper half of the hip. Use therefore the screws with a key-width of 10mm to adjust the VinZent to fit your size. Furthermore, use zip-belts of the carrying system to position the proper to your body size. At the same time, this should not cause any impediment/constraint during regular walking movements.</p> <p>It is necessary that the device is adherent to the body. A correct fastening of the adjusting system will ensure the correct positioning of the protection device.</p>
<p><b>AREA of PROTECTION</b></p>	<div style="display: flex; justify-content: space-around; align-items: center;"> <div style="text-align: center;">  <p>Picture # 1</p> </div> <div style="text-align: center;">  <p>Picture # 2</p> </div> </div>
<p><b>Duration and Disposal instructions</b></p>	<p>At the end of our protectors useful life be sure not discard it in natural environment: please follow your local/national environmental regulations and discard it in appropriate dumping area. Further information regarding these regulations can be obtained from your local authorities.</p>

## EU Declaration of Conformity (DoC)


**We**

Company name: BaSt-Ing GmbH  
 Postal address: Weipertshausen 13  
 Postcode: 82541  
 City: Münsing  
 Telephone number: 00491794337956  
 E-Mail address: info@bast-ing.de

declare that the DoC is issued under our sole responsibility and belongs to the following product:

Apparatus model/Product: Forestry Body Protector  
 Type: VinZent  
 Batch: 2021  
 Serial number:

Object of the declaration (identification of apparatus allowing traceability; it may include a colour image of sufficient clarity where necessary for the identification of the apparatus):



The object of the declaration described above is in conformity with the relevant Union harmonisation legislation:

Regulation (EU) 2016/425	...
...	...
...	...
...	...

The following harmonised standards and technical specifications have been applied:

Title, Date of standard/specification:

EN 1621-2:2014 (partial application)	...
...	...
...	...
...	...
...	...
...	...

Notified body (where applicable):	4 digit notified body number:
RICOTEST	0498

Certificate Number:

Signed for and on behalf of:

Münsing  
 Place of issue

01.02.2021  
 Date of issue

Josef Strobl, CEO  
 Name, function, signature

